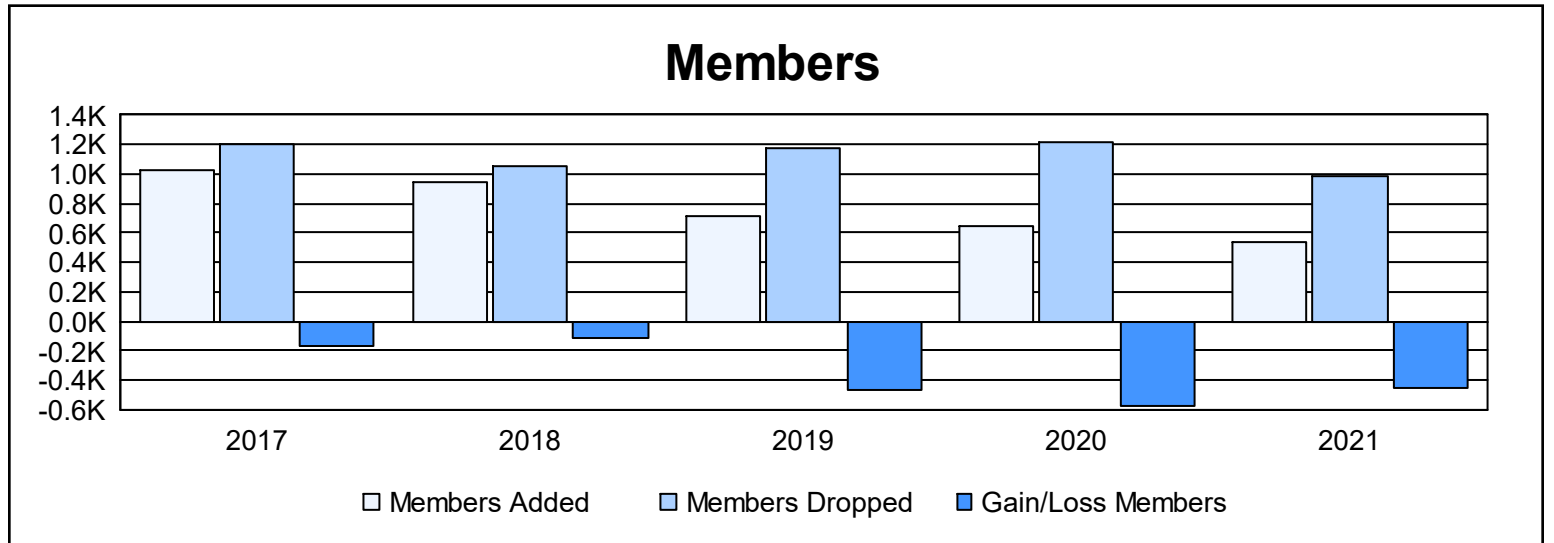
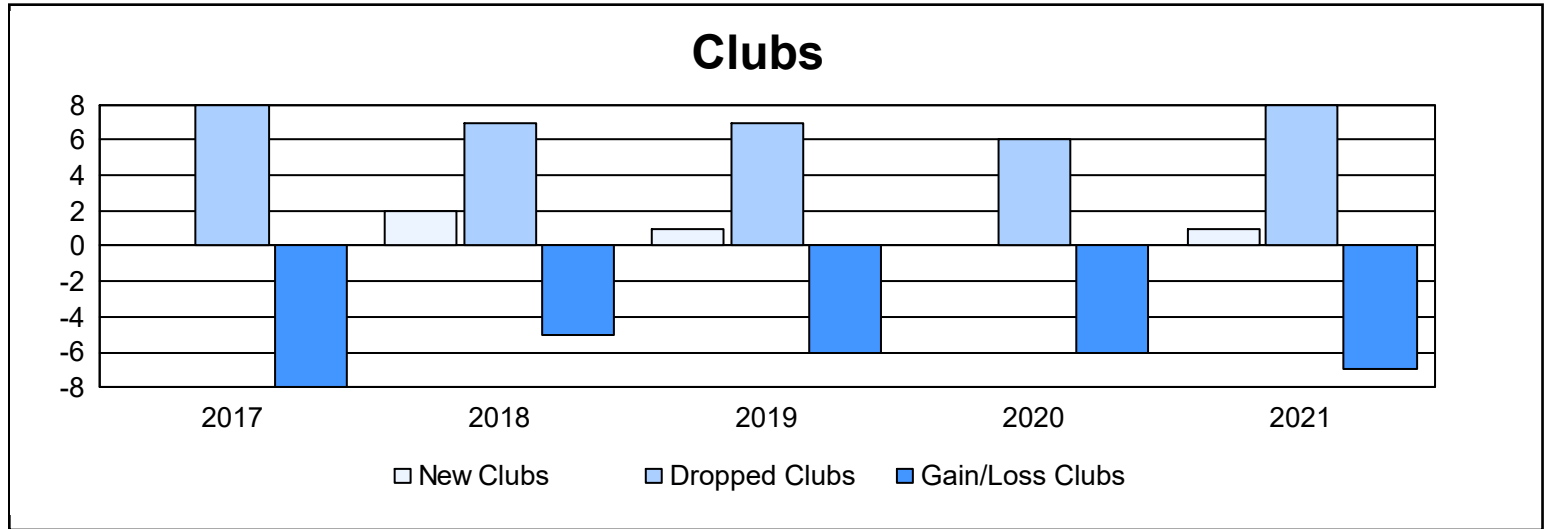
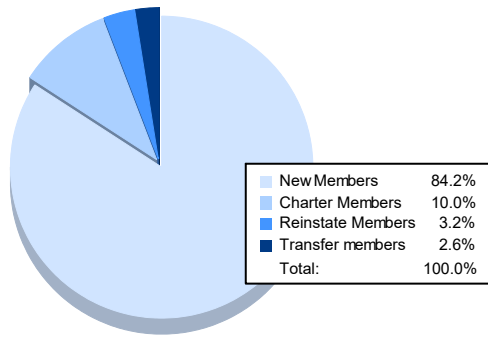


Year	New Clubs	Dropped Clubs	Gain/ Loss Clubs	New Members	Charter Members	Reinstate Members	Transfer Members	Total Member Added	Total Members Dropped	Gain/ Loss Members
2016-2017	0	8	-8	956	0	19	57	1,032	1,203	-171
2017-2018	2	7	-5	807	101	17	15	940	1,057	-117
2018-2019	1	7	-6	643	21	13	32	709	1,178	-469
2019-2020	0	6	-6	601	0	14	25	640	1,210	-570
2020-2021	1	8	-7	453	54	17	14	538	990	-452
Average	1	7	-6	692	35	16	29	772	1,128	-356



Membership Composition June 2021 Cumulative



Gender Composition June 2021 Cumulative

